

# LE MIEUX PEEL SOLUTIONS GUIDE

Le Mieux Peel Solutions accelerate cell renewal to reveal clearer, smoother, more evenly pigmented skin, with no down time. Each skin-perfecting hydroxy acid blend delivers controlled exfoliation as Licorice Root Extract, Niacinamide, and Hyaluronic Acid mitigate inflammation, prevent post-inflammatory hyperpigmentation, and boost skin hydration.

## HYDROXY ACIDS

Hydroxy acids accelerate cellular renewal by weakening desmosome bonds to release skin cells and increase desquamation. Each hydroxy acid has additional benefits that address specific skin conditions, including breakouts, hyperpigmentation, and signs of aging.

<b>Salicylic Acid</b>	Oil-loving beta hydroxy acid complements alpha hydroxy acids. Targets breakouts and breaks up comedones.
<b>Azelaic Acid</b>	Helps regulate hyperkeratosis and effectively helps treat post-inflammatory hyperpigmentation from breakouts.
<b>Mandelic Acid</b>	Brightening acid with controlled delivery due to large molecular size. Helps fight signs of aging and hyperpigmentation.
<b>Lactic Acid</b>	Brightens UV-induced hyperpigmentation and boosts hydration, while smoothing skin texture and minimizing the look of lines.
<b>Glycolic Acid</b>	Small molecular weight hydroxy acid with potential for deeper penetration. Targets deep breakouts and advanced signs of aging.



# SAFETY GUIDELINES

Due to active ingredients and high hydroxy acid concentrations in Peel Solutions, the following guidelines and precautions must be followed to ensure best results.

CONTRAINDICATIONS	CONSIDERATIONS
<ul style="list-style-type: none"> <li>• Broken, irritated, or inflamed skin</li> <li>• Impaired barrier function</li> <li>• Recent professional or medical treatments</li> <li>• Recent cosmetic injectables within one week</li> <li>• Prescription or over-the-counter retinoids</li> <li>• Isotretinoin (Accutane) within 12 months</li> <li>• Recent hair removal</li> </ul>	<ul style="list-style-type: none"> <li>• Not for first-time clients</li> <li>• Complete Client Intake Form</li> <li>• Review client expectations and post care</li> <li>• Take before and after photos</li> <li>• Clients must wear physical SPF &amp; avoid prolonged sun exposure after peels</li> <li>• Discontinue use of other exfoliating products</li> </ul>

Before selecting peels, assess your client's potential for inflammation by analyzing skin barrier integrity, reactivity, and Fitzpatrick Phototype. Phototypes 3-6 have a higher potential for post-inflammatory hyperpigmentation, which should be considered when selecting peel strength.



## TREATMENT PROGRESSION

Exfoliation should be gradually increased and customized based on exfoliation history and understanding typical skin response within the context of prior treatment. Begin with lower percentage peels (M15 or AML20) and progress to higher percentage peels (GSA25 or M30). Combine peels to create custom blends and medium strength peels.

First Peel	Returning Peel	Acclimated Peel
Prep, M15 or AML20	Prep, M15 or AML20 + M30 or GSA25	Prep, M30 or GSA25



## GAUGING SENSATIONS

As soon as peel solutions are applied, immediately gauge client sensations on a scale from 0-10. Mild erythema, sensations of tingling, warmth, or itching that plateau and drop within 60 seconds are typical. Continue to gauge sensations until Peel Solutions are completely removed and sensations have stopped. **If erythema or sensations spike rapidly, continually increase, or become uncomfortable, immediately remove peel solution** with cool, wet cotton wipes until sensations are gone and apply **Iso-Cell Recovery Solution**.

Mild – Normal	Medium – Monitor	High - Uncomfortable
0-3 Continue to monitor	4-6 Remove if sensations persist	6-10 Remove immediately





# PREP SOLUTIONS

Choose a peel prep solution to clear cellular debris and prepare skin for optimal peel penetration.

PREP SOLUTION		<b>S2 (2%)</b> Salicylic Peel Solution	pH 2.7 - 3.5	Congested pores, excess oil, breakouts
		<b>Vita-C Clear Skin Pad</b>	pH 2.7 - 3.1	Hyperpigmentation, signs of aging

# PEEL SOLUTIONS

Choose a specific peel solution or blend two peel solutions together for custom exfoliation.

PEEL SOLUTION		<b>M15 (15%)</b> Mandelic + Arbutin Peel Solution	pH 3.0 - 3.5	Fine lines, breakouts, superficial hyperpigmentation
		<b>M30 (30%)</b> Mandelic + Arbutin Peel Solution	pH 3.0 - 3.5	Deep lines, wrinkles, superficial hyperpigmentation
		<b>AML20 (20%)</b> Azelaic + Mandelic + Lactic Peel Solution	pH 3.0 - 3.5	Dullness, uneven tone, signs of aging
		<b>GSA25 (25%)</b> Glycolic + Salicylic + Azelaic Peel Solution	pH 3.0 - 3.5	Advanced signs of aging, deep breakouts, resistant skin

# LE MIEUX PEEL SOLUTION

Le Mieux Peel Solutions accelerate cell renewal to reveal clearer, smoother, more evenly pigmented skin, with no down time. Each skin-perfecting hydroxy acid blend delivers controlled exfoliation for enhanced serum infusion.

Review contraindications and skin concerns on [Client Intake Form](#). Explore resources on [lemieuxpro.com](#) for [videos](#), [product guides](#), and [Le Mieux Product Portfolio](#) for more customization.

---

<b>Cleanse I</b>	Perform first cleanse and remove.
<b>Analysis</b>	Confirm skin concerns and assess skin barrier integrity.
<b>Cleanse II</b>	Perform second cleanse with skin-specific cleanser and remove.
<b>Prep</b>	Apply a prep solution to skin with cotton gauze or pad: <ul style="list-style-type: none"><li>• <b>S2:</b> breakouts, congested pores, oily skin.</li><li>• <b>Vita-C Clear Skin Pad:</b> dullness, signs of aging, sun damage.</li></ul>
<b>Peel</b>	Select up to 2 <b>Peel Solutions</b> to target client concerns: <ul style="list-style-type: none"><li>• <b>AML20:</b> dullness, breakouts, post inflammatory hyperpigmentation, hypervascularity</li><li>• <b>GSA25:</b> advanced signs of aging, deep breakouts, deep lines, resistant skin</li><li>• <b>M15:</b> very superficial hyperpigmentation, signs of aging, sensitive skin</li><li>• <b>M30:</b> hyperpigmentation and signs of aging</li></ul> <p>Dispense 2-3 droppers of Peel Solution(s) into dish.</p> <p>Apply evenly with fan brush or gauze to face, neck, and chest.</p> <p>Avoid periorbital and lip areas. Immediately gauge and continue to monitor sensations.</p> <p>If sensations or erythema consistently increase, remove immediately.</p> <p>Process up to 10 minutes. Remove with cool, wet cotton wipes.</p> <p>Apply <b>Iso-Cell Recovery Solution</b> generously.</p>
<b>Serum Infusion</b>	Apply customized serum blend in <b>Ionized Oxygen Infuser</b> : Load mini-flask with skin-loving base solution. Add customized serum blend into mini-flask, swirl to mix, and spray away!
<b>Mask</b>	Select and apply custom masks based on client concerns for up to 10 minutes.
<b>Finish</b>	Apply serum blend in <b>Ionized Oxygen Infuser</b> . Layer eye treatment and moisturizer. Finish with <b>Just Glow BB Cream SPF50</b> .

---

## Contraindications / Considerations include but are not limited to:

- Broken, irritated, or inflamed skin
- Impaired barrier function
- Professional or medical treatments
- Recent hair removal
- Tretinoin or Isotretinoin
- Reactive skin
- Avoid prolonged sun exposure.
- Clients must wear physical SPF
- Discontinue use of exfoliating products
- Not for first-time clients
- Review client expectation and post-care
- Take before and after photos